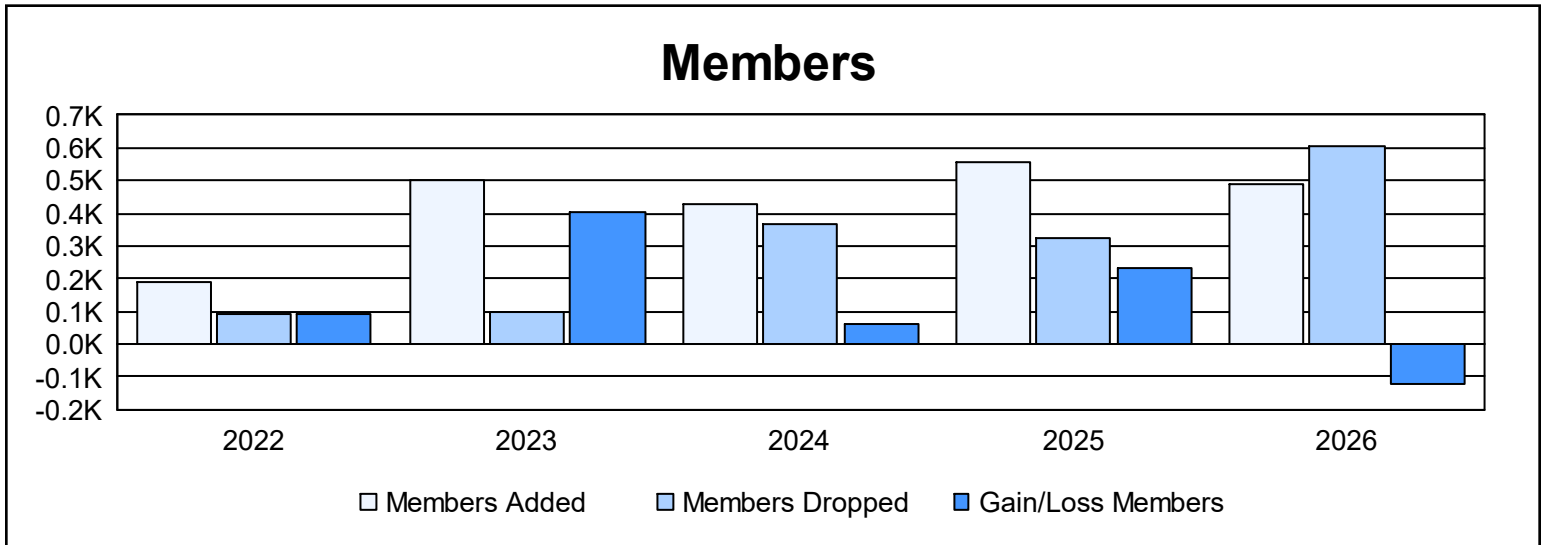
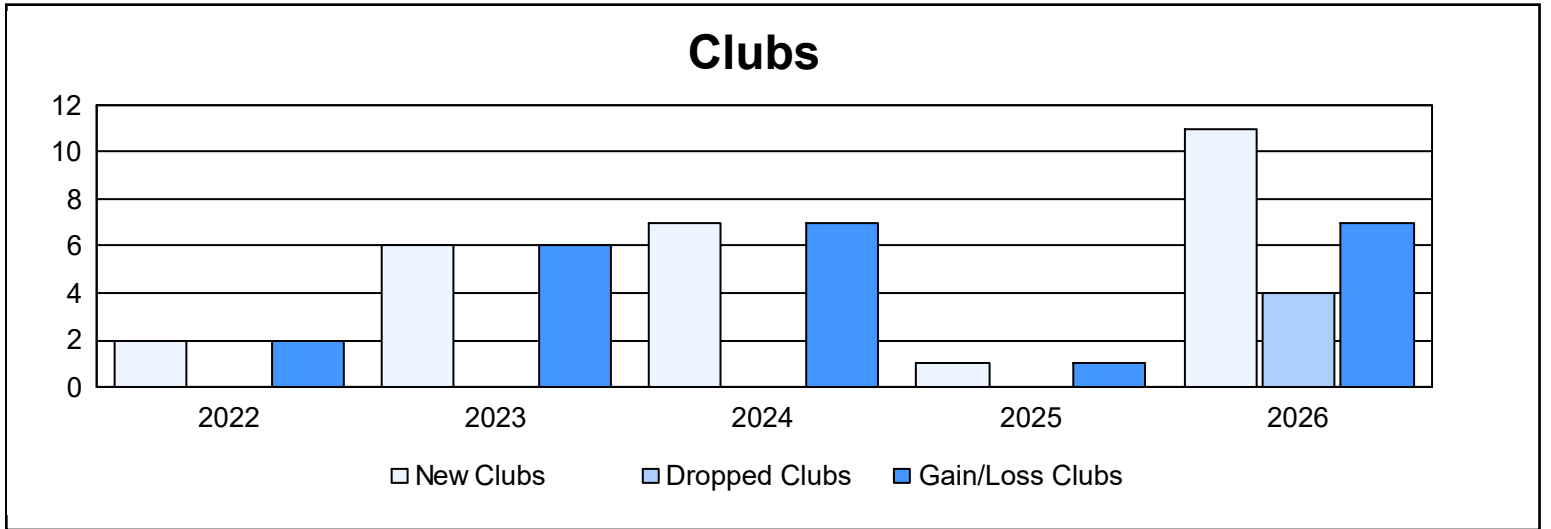
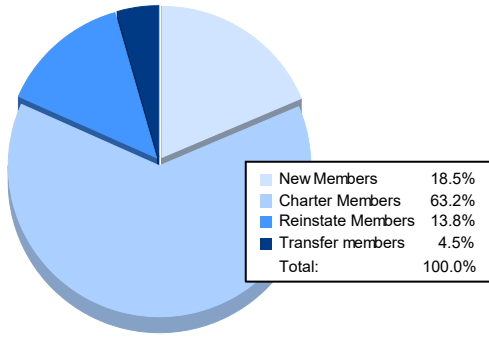


Year	New Clubs	Dropped Clubs	Gain/ Loss Clubs	New Members	Charter Members	Reinstate Members	Transfer Members	Total Member Added	Total Members Dropped	Gain/ Loss Members
2021-2022	2	0	2	131	52	5	0	188	95	93
2022-2023	6	0	6	199	291	9	1	500	99	401
2023-2024	7	0	7	174	225	23	8	430	369	61
2024-2025	1	0	1	115	24	47	370	556	326	230
2025-2026	11	4	7	90	307	67	22	486	607	-121
<b>Average</b>	<b>5</b>	<b>1</b>	<b>5</b>	<b>142</b>	<b>180</b>	<b>30</b>	<b>80</b>	<b>432</b>	<b>299</b>	<b>133</b>



### Membership Composition April 2026 Cumulative



### Gender Composition April 2026 Cumulative

